



**Ministry of Defence  
Defence Standard 61-21**

**Issue 1 Publication Date 22 August 2003**

**General Specification for Batteries**

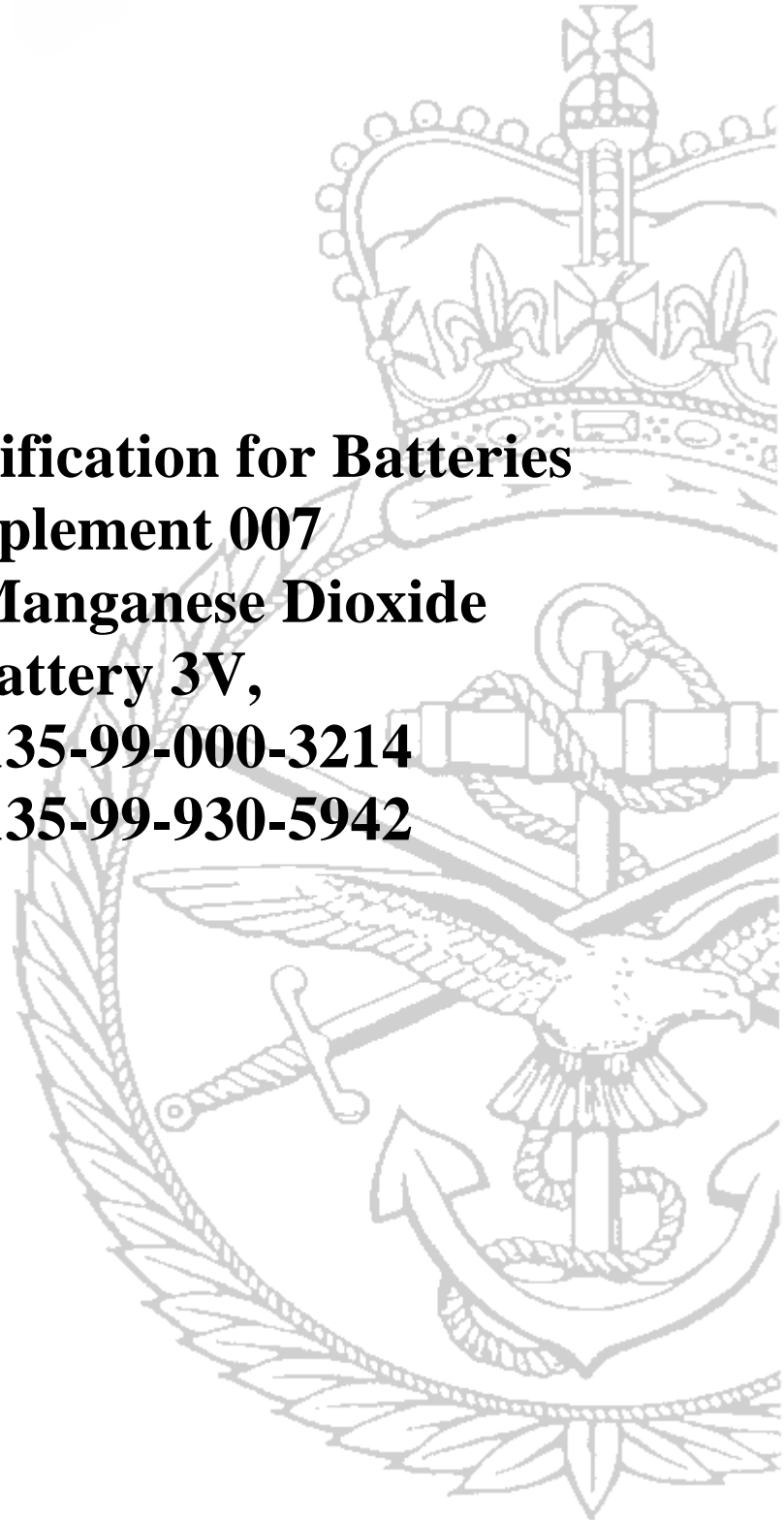
**Supplement 007**

**Lithium Manganese Dioxide**

**Battery 3V,**

**NSN 6135-99-000-3214**

**NSN 6135-99-930-5942**



## AMENDMENT RECORD

Amd No	Date	Text Affected	Signature and Date

### REVISION NOTE

This supplement has been revised to align its content with the new Defence Standard for batteries, Def Stan 61-21.

### HISTORICAL RECORD

**This standard supersedes the following:**

This Supplement supersedes Battery Specification 234 Issue 3.

## CONTENT

<b>Description</b>	<b>Page</b>
Content	1
Preface	3
Main Text	4
 <b>SECTION 1 GENERAL REQUIREMENTS</b>	
0 Introduction	4
1 Scope	4
2 Warning	4
3 Related Documents	5
4 Definitions	5
5 Abbreviations	5
 <b>SECTION 2 ELECTRICAL CHARACTERISTICS</b>	
6 Electrochemical System	6
7 Nominal and Off-load Voltage	6
 <b>SECTION 3 PHYSICAL CHARACTERISTICS</b>	
8 Battery System	7
9 On-load Voltage	7
10 Dimensions	7
11 Mass	7
12 Marking	7
 <b>SECTION 4 PERFORMANCE REQUIREMENTS</b>	
13 Discharge Requirements	8
14 Storage Requirements	8
15 Environmental Requirements	9
16 Safety Assessment	10
 <b>SECTION 5 PRODUCT CONFORMITY CERTIFICATION</b>	
17 General Requirements	11
18 Product Conformity Test Requirements	11
19 Hazard Classification and Test Requirements	12

**DEF STAN 61-21 SUPPLEMENT 007**

**CONTENT**

<b>Description</b>	<b>Page</b>
<b>SECTION 6 MARKING REQUIREMENTS</b>	
<b>20</b> General Requirements	13
<b>SECTION 7 PACKAGING REQUIREMENTS</b>	
<b>21</b> General Requirements	14
<b>Table 1</b> Discharge Duration Requirements	8
<b>Table 2</b> Environmental Test Requirements	9
<b>Fig 1</b> Product Conformity Test Schedule	15
<b>Fig 2</b> Outline Drawing of Battery NSN 6135-99-000-3214	16
<b>Fig 3</b> Outline Drawing of Battery NSN 6135-99-930-5942	17

**PREFACE**

**Standards for Defence**

**Specification for**

**3V Lithium Manganese Dioxide Battery**

**NSN 6135-99-000-3214**

**NSN 6135-99-930-5942**

- a.** This supplement shall be read in conjunction with Def Stan 61-21.
- b.** This supplement provides a definitive specification for the electrical, physical, performance and nomenclature requirements for two 3V Lithium Manganese Dioxide batteries.
- c.** This supplement has been agreed by the authorities concerned with its use and is intended to be used whenever relevant in all future designs, contracts, orders etc. and whenever practicable by amendment to those already in existence. If any difficulty arises which prevents application of this Defence Standard and its associated supplements, the UK Defence Standardization (DStan) shall be informed so that a remedy may be sought.
- d.** Any enquiries regarding this standard in relation to an invitation to tender or a contract in which it is incorporated are to be addressed to the responsible technical or supervising authority named in the invitation to tender or contract.
- e.** Compliance with this Defence Standard shall not in itself relieve any person from any legal obligations imposed upon them.
- f.** This standard has been devised solely for the use of the Ministry of Defence (MOD) and its contractors in the execution of contracts for the MOD. To the extent permitted by law, the MOD hereby excludes all liability whatsoever and howsoever arising (including, but without limitation, liability resulting from negligence) for any loss or damage however caused when the standard is used for any other purpose.

**TEXT**

**Standards for Defence**

**3V Lithium Manganese Dioxide Battery**

**NSN 6135-99-000-3214**

**NSN 6135-99-930-5942**

**SECTION 1 GENERAL REQUIREMENTS**

**0 INTRODUCTION**

It is Ministry of Defence (MOD) policy to purchase batteries against performance specifications whenever possible. Defence Standard 61-21 and its series of supplements has been generated to address the current requirements for batteries. This supplement is applicable when invoked directly by a MOD invitation to tender, contract, or when referred to by other MOD battery specifications.

**1 SCOPE**

This supplement provides a definitive specification for the electrical, physical, performance and nomenclature requirements for two 3V Lithium Manganese Dioxide batteries, NSN 6135-99-000-3214 and 6135-99-930-9542. This supplement invokes Product Conformity Certification.

**2 WARNING**

The Ministry of Defence (MOD), like its contractors, is subject to both United Kingdom and European laws regarding Health and Safety at Work, without exemption. All Defence Standards either directly or indirectly invoke the use of processes and procedures that could be injurious to health if adequate precautions are not taken. Defence Standards or their use in no way absolves users from complying with statutory and legal requirements relating to Health and Safety at Work.

**SECTION 1 GENERAL REQUIREMENTS**

**3 RELATED DOCUMENTS**

**3.1** For the purposes of this supplement all related documents are listed in Defence Standard 61-21.

**3.2** Reference in this standard to any related document means in any invitation to tender or contract the edition and all amendments current at the date of such tender or contract unless a specific edition is indicated.

**3.3** In consideration of **3.2** above, users shall be fully aware of the issue and amendment status of all related documents, particularly when forming part of an invitation to tender or contract. Responsibility for the correct application of standards rests with users.

**3.4** DStan can advise regarding where related documents are obtained from. Requests for such information can be made to the DStan Helpdesk. How to contact the helpdesk is shown on the outside rear cover of Def Stans.

**4 DEFINITIONS**

Def Stan 61-21 definitions shall apply.

**5 ABBREVIATIONS**

Def Stan 61-21 abbreviations shall apply.

## **DEF STAN 61-21 SUPPLEMENT 007**

### **SECTION 2 ELECTRICAL CHARACTERISTICS**

#### **6 ELECTROCHEMICAL SYSTEM**

The electrochemical system shall be defined by BS EN 60086-1: system designation C.

#### **7 NOMINAL AND OFF-LOAD VOLTAGE**

The nominal and off-load voltage shall be defined by BS EN 60086-1: system designation C.



### SECTION 3 PHYSICAL CHARACTERISTICS

#### 8 BATTERY SYSTEM

Each battery shall contain one hermetically sealed cell. The cell shall incorporate a pressure relief mechanism that will relieve excessive internal pressure at a value and rate which will preclude explosion or self ignition. Additionally, the cell shall have a built in PTC device to protect it against excessive discharge currents. Electrical connections shall be made through the two end terminals

#### 9 BATTERY LIMITATIONS

It is essential that the battery be operated only within its design and performance parameters and that it is **NEVER EXPOSED TO TEMPERATURES EXCEEDING 70° C OR FIRE, DISCHARGED BELOW ZERO VOLTS, CRUSHED, PIERCED OR DEFORMED IN ANY WAY.**

#### 10 DIMENSIONS

The dimensions of the batteries will be in accordance with **figures 2 and 3** of this supplement.

#### 11 MASS

The mass of the battery shall not exceed 85g.

#### 12 MARKING

The battery shall be indelibly marked with the manufacturers name or initials, date of manufacture, a polarity indication, open circuit voltage, chemistry (in words or symbols), the Nato Stock Number and the following hazard marking:-

**DO NOT DESTROY BY FIRE.**

**SECTION 4 PERFORMANCE REQUIREMENTS**

**13 DISCHARGE REQUIREMENTS**

When subjected to a continuous discharge load of  $93.0\Omega \pm 0.5\%$  to an end-point of 1.8V, the batteries shall meet the duration requirements given in **Table 1**. Prior to undertaking a discharge test, the batteries shall be pre-conditioned at the test temperature for a minimum of 24 hours.

<b>Table 1 Discharge Duration Requirements</b>				
Pre-Discharge Test	Supplement Clause Reference	Minimum Discharge Duration (Hours)		
		Discharge Temperature		
		$-20 \pm 2^{\circ}\text{C}$	$+20 \pm 2^{\circ}\text{C}$	$+52 \pm 2^{\circ}\text{C}$
Immediate Discharge	12	40	42.5	40
2 Years Temperate Storage	13.2	36	37.5	37.5
5 Years Temperate Storage	13.2	34	36	36

**14 STORAGE REQUIREMENTS**

**14.1 Examination During Storage**

At the start, and on completion of each storage test, the off-load voltage test (**clause 7**) shall be carried out, and the batteries examined. Any battery showing signs of leakage, corrosion or distortion shall be deemed to have failed.

**14.2 Temperate Storage**

Batteries shall be stored in an ambient temperature of  $20 \pm 5^{\circ}\text{C}$  and a relative humidity between 45% and 75% for the specified duration.

## SECTION 4 PERFORMANCE REQUIREMENTS

## 15 ENVIRONMENTAL REQUIREMENTS

Batteries allocated to the environmental tests shall be subjected to the tests shown in Table 2. During the mechanical tests, the batteries may be mounted by any suitable method. Unless otherwise specified, all tests shall be carried out at an ambient  $20 \pm 2^\circ\text{C}$ . Any battery showing signs of leakage or distortion shall be deemed to have failed. On completion of the environmental tests the batteries shall meet the immediate discharge requirements of **Table 1**.

<b>Table 2 Environmental Test Requirements</b>			
Test	Title	Spec.	Additional Information
15.1	Shock	BS EN 60068-2-27	Peak acceleration: 100 g <sub>n</sub> . Pulse shape: half-sine. Duration: 6 ms. Three shocks shall be applied in each direction of the longitudinal axis and in each direction of the transverse axis (i.e. a total of 12 shocks).
15.2	Vibration	BS EN 60068-2-6	Frequency range: 10 to 500 Hz. Amplitude: 0.75 mm or 10 g <sub>n</sub> (whichever is the less severe). The test to be carried out shall be endurance by sweeping, and shall consist of 15 sweeps in the longitudinal axis and 15 sweeps in the transverse axis
15.3	Bump	BS EN 60068-2-29	Peak acceleration: 40 g <sub>n</sub> . Duration: 6 ms. The total number of bumps shall be $4000 \pm 8$ , at a rate between 1 and 3 bumps per second, $1000 \pm 2$ in each direction of the longitudinal axis and in each direction of the transverse axis.
15.4	Free Fall	BS EN 60068-2-32	The battery may be dropped in any attitude so as not to fall on either of its terminals. One fall only shall be made. The height of the fall shall be 1 metre.
15.5	Rapid Temp. Change	BS EN 60068-2-1 (Cold)	A single cold - hot cycle is to be applied using two test chambers. The general requirements of test procedure Aa shall apply. The low temperature shall be $-40 \pm 2^\circ\text{C}$ and the high temperature shall be $70 \pm 2^\circ\text{C}$ . The duration of exposure at each temperature shall be 3 hours. The duration of the changeover time shall be not less than 2 minutes or more than 3 minutes.

**SECTION 4 PERFORMANCE REQUIREMENTS**

**16 SAFETY ASSESSMENT**

The batteries shall be allocated to the following safety tests. There shall be no leakage of material, nor any potential hazard to personnel or equipment under any of the abuse conditions specified.

The Authority may allow read-across from a test report demonstrating compliance to the test regime specified in UN Manual of Tests and Criteria (ST/SG/AC.10/11) as revised or amended.

**16.1 External Short Circuit**

The test regime specified in UN Manual of Tests and Criteria (ST/SG/AC.10/11) as revised or amended shall apply. Pre-conditioning will be carried out on a load of 93 ohms @ 20°C..

**16.2 Forced discharge**

The test regime specified in UN Manual of Tests and Criteria (ST/SG/AC.10/11) as revised or amended shall apply. Pre-conditioning will be carried out on a load of 93 ohms @ 20°C.

## SECTION 5 PRODUCT CONFORMITY CERTIFICATION

### 17 GENERAL REQUIREMENTS

The Product Conformity Certification requirements defined in **Section 2** of **Def Stan 61-21** are applicable to this supplement.

### 18 PRODUCT CONFORMITY TEST REQUIREMENTS

The test schedule shown in **figure 1** shall apply for product conformity certification. All of the tests shall be carried out in the stated order. The number of samples for each test shall be in accordance with the suppliers quality procedures, but shall be not less than the minimum quantities shown in figure 1.

#### 18.1 Interim Certification

Interim certification may be considered after the satisfactory completion of the tests marked '#1' in the schedule shown in **figure 1**.

#### 18.2 Periodic Verification of Critical Performance

All tests marked '#2' in the schedule shown in **figure 1**, shall be carried out in accordance with the contractor's quality procedures. Alternative tests may be adopted by the contractor, with the prior agreement of the Authority.

**19 HAZARD CLASSIFICATION AND TRANSPORTATION REQUIREMENTS**

For transportation considerations, lithium cells and batteries are designated as UN 3090 and may be either classified as Class 9 Dangerous Goods or are exempt, in either case compliance with various constructional and safety test requirements are mandatory within a range of transport regulations.

Within the Declaration of Conformity, the manufacturer shall state:

1. The UN hazard Classification (ie either Class 9 Dangerous Goods or Exempt from Class 9)
2. Compliance with the range of UK National and Multi-National mode specific transport regulations stipulated in Def Stan 61-21.
3. The maximum lithium content of an individual cell (expressed in grams).
4. Reference to a test report demonstrating compliance to UK National and Multi-National mode specific transport regulations stipulated in Def Stan 61-21. The report shall also indicate the date of assessment.
5. Reference to the manufacturing data package (build standard) for materials, piece parts and processes used in the battery construction.
6. A statement on the hermeticity of the cell and indication of any safety devices (such as vents, fuses, diodes and positive temperature coefficient resistors etc) built into the product.

**SECTION 6 MARKING REQUIREMENTS**

**20 GENERAL REQUIREMENTS**

Product shall be marked in accordance with **clause 12** of this supplement.

Alternative methods of identifying the DOM may be submitted to the Authority for their consideration.

**SECTION 7 PACKAGING AND LABELLING REQUIREMENTS**

**21 GENERAL REQUIREMENTS**

In addition to the packaging and labelling requirements stated in the contract, all packaging and labelling shall comply with the requirements of the civil dangerous goods transport regulations governing land, sea and air modes of transport. Except where specified in the contract or excluded within the regulations this shall include packaging requirements for mixed passenger and cargo aircraft.

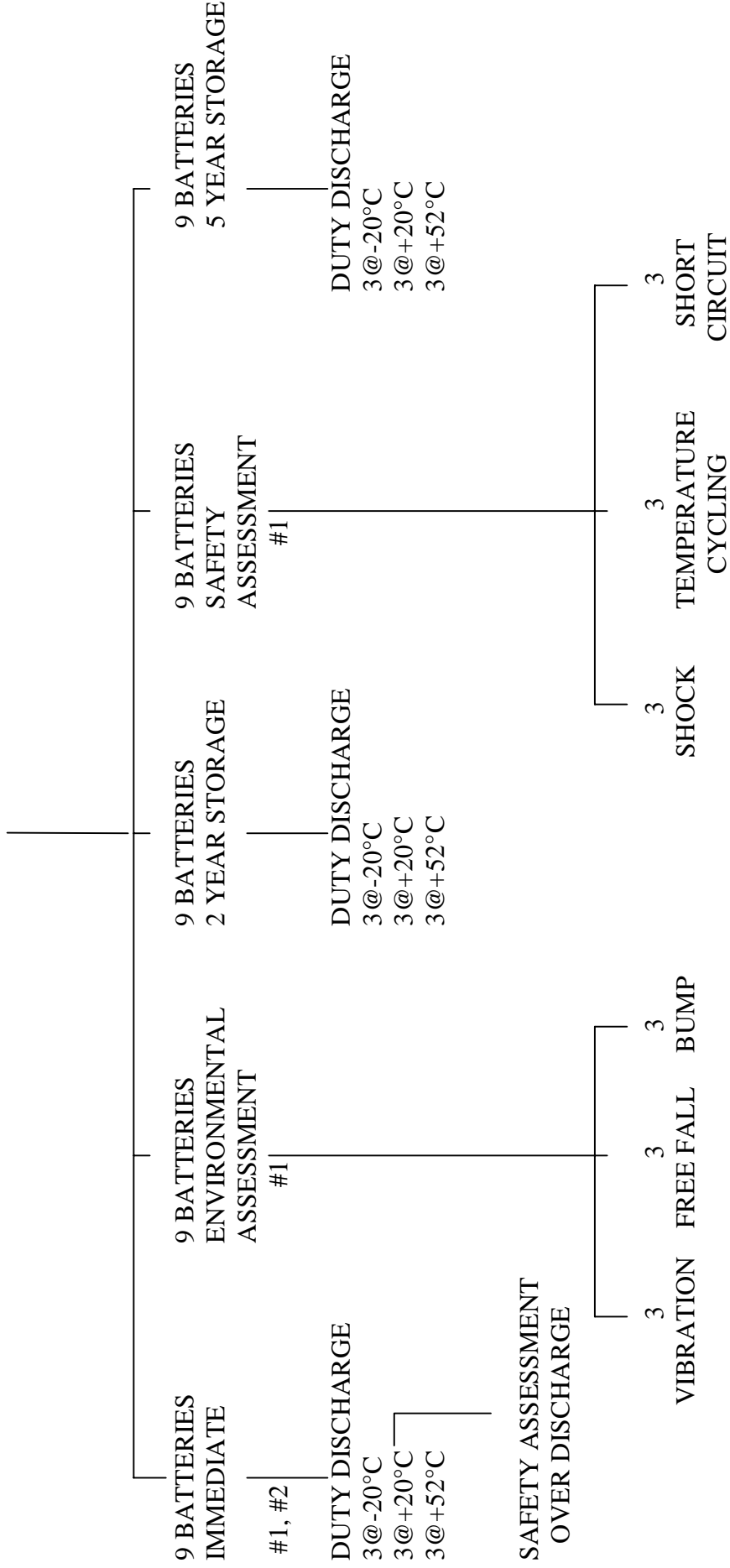
All levels of packaging shall also include:

1. The product NATO Stock Number.
2. The date of manufacture.
3. The battery shelf life in the format “NOT TO BE STORED BEYOND *MM,YY*” which shall be 5 years from the date of manufacture.



FIGURE 1. PRODUCT CONFORMITY CERTIFICATION TEST SCHEDULE

45 BATTERIES PLUS SPARES



Note #1 Indicates the tests to be carried out for interim certification (see clause 18.1).

#2 Indicates the tests to be carried out for periodic verification (see clause 18.2).

Figure 2. Outline Drawing of Battery NSN 6135-99-000-3214  
All dimensions are in mm.  
Not to scale.

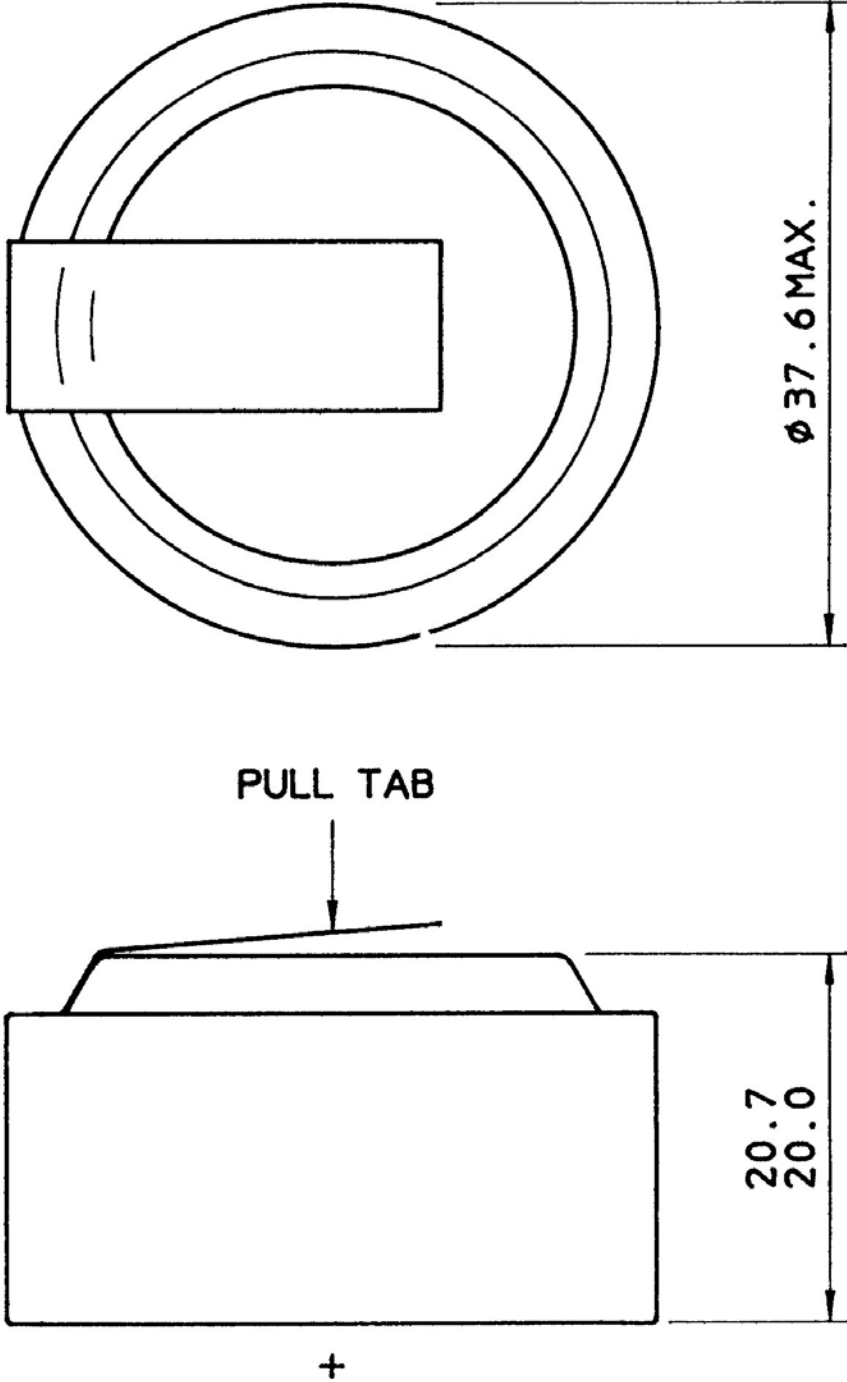
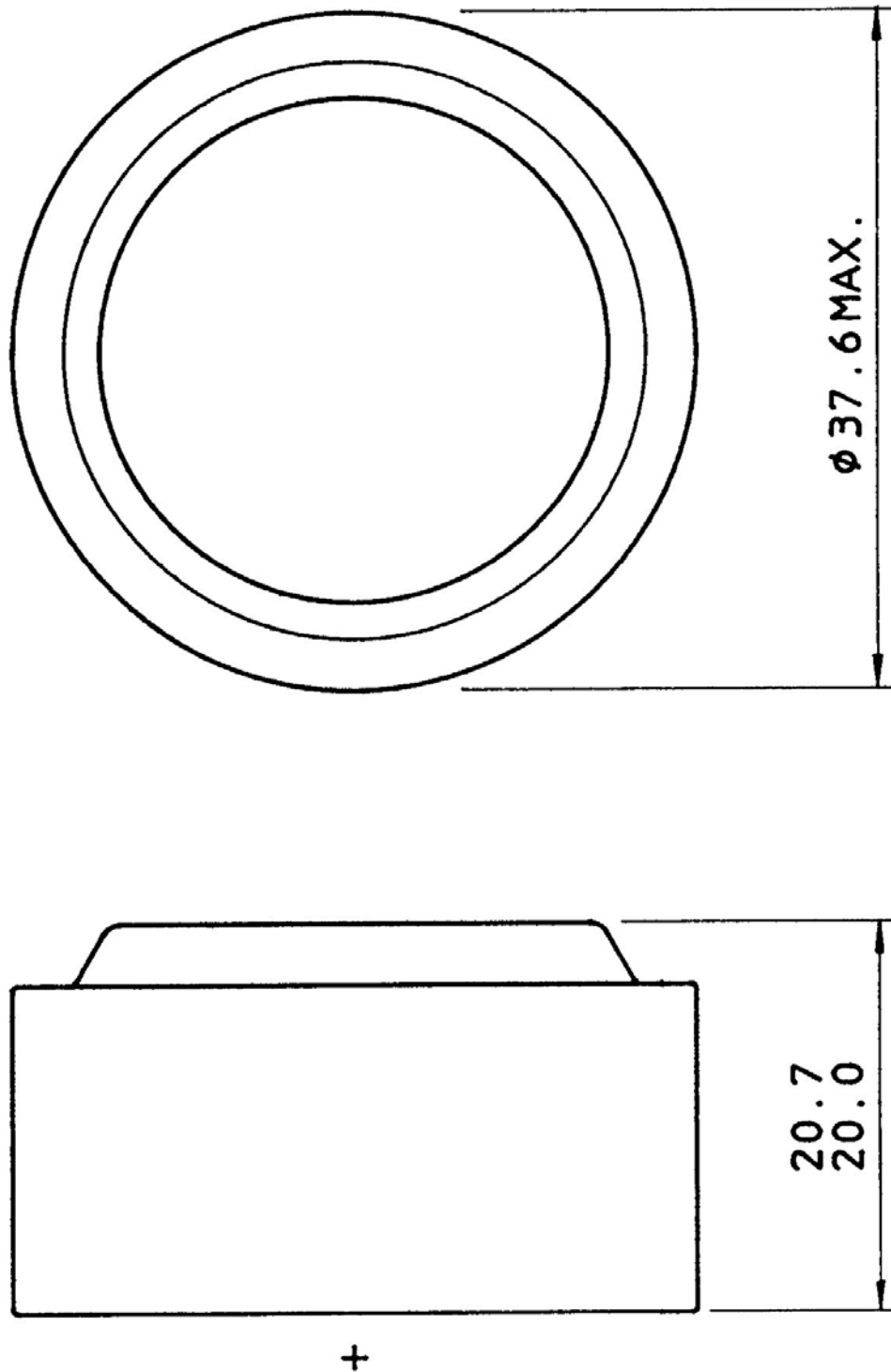


Figure 3. Outline Drawing of Battery NSN 6135-99-930-5942  
All dimensions are in mm.  
Not to scale.



*Inside Rear Cover*

**© Crown Copyright 2002**  
**Copying Only as Agreed with DStan**

Defence Standards are Published by and Obtainable from:

Defence Procurement Agency  
An Executive Agency of The Ministry of Defence  
UK Defence Standardization  
Kentigern House  
65 Brown Street  
GLASGOW G2 8EX

**DStan Helpdesk**

Tel 0141 224 2531/2  
Fax 0141 224 2503  
Internet e-mail enquiries@dstan.mod.uk

**File Reference**

The DStan file reference relating to work on this standard is D/DStan/61/21/007.

**Contract Requirements**

When Defence Standards are incorporated into contracts users are responsible for their correct application and for complying with contractual and statutory requirements. Compliance with a Defence Standard does not in itself confer immunity from legal obligations.

**Revision of Defence Standards**

Defence Standards are revised as necessary by up issue or amendment. It is important that users of Defence Standards should ascertain that they are in possession of the latest issue or amendment. Information on all Defence Standards is contained in Def Stan 00-00 Standards for Defence Part 3 , Index of Standards for Defence Procurement Section 4 'Index of Defence Standards and Defence Specifications' published annually and supplemented regularly by Standards in Defence News (SID News). Any person who, when making use of a Defence Standard encounters an inaccuracy or ambiguity is requested to notify the Directorate of Standardization (DStan) without delay in order that the matter may be investigated and appropriate action taken.